

If you have any questions, please contact me at jamie@teachmommyteach.com

Thank you for downloading!

You May:

- use these resources in your own home or classroom for non-commercial use.
- print as many copies as you would like.
- share the website link, <https://teachmommyteach.com/>, where this printable can be found, so that others can download the file.

You May NOT:

- sell, give away, or share a printed copy. Each person should download separately and print.
- print out a copy for multiple teachers, as in an entire school, co-op, or other group. Each teacher should download separately and print.
- link directly to the pdf. Instead, link to the page on <https://teachmommyteach.com/> or <https://teacherspayteacher.com/> where you found the download.
- claim this or any part of this printable as your own.
- alter this printable and claim it as your own.
- host any of the files on your personal or other websites that can be shared with others.
- Upload this resource to any file sharing sites

Credits!! Thank you Speaking of Images and Open Clipart!



<https://www.teacherspayteachers.com/Store/Speaking-Of-Images>



<https://openclipart.org/>

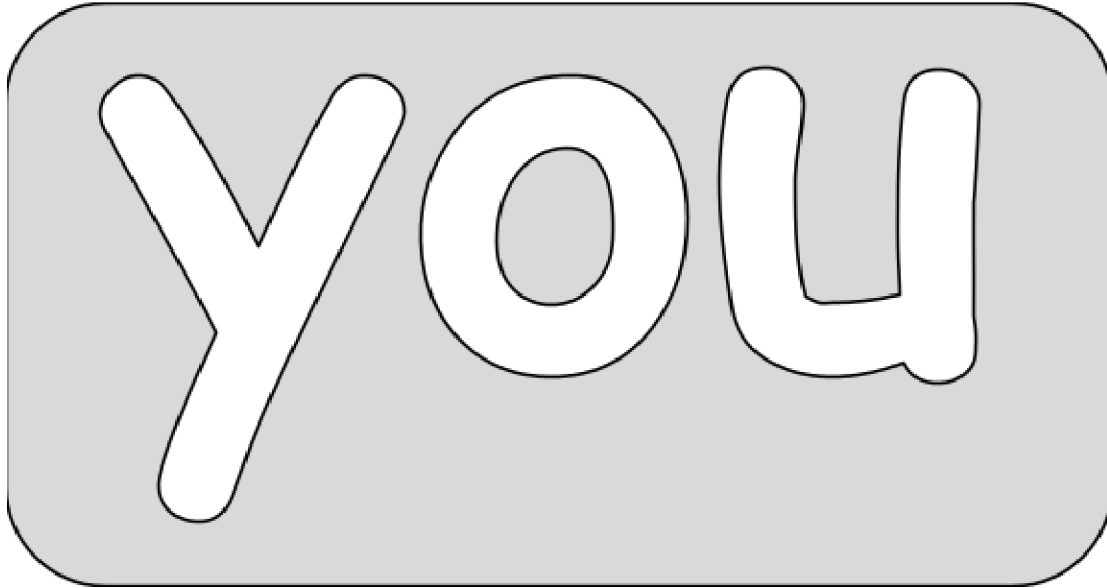
Animal Stories Book 3: I Will Get You

Pre-Reading Worksheets


Your child will practice *CVC* words, the sight words *you*, and a 2 syllable word *picnic*.

Name: _____

Let's practice the sight word **you**. When you read this word, it sounds just like you are saying the letter U. Color the new sight word **you**.



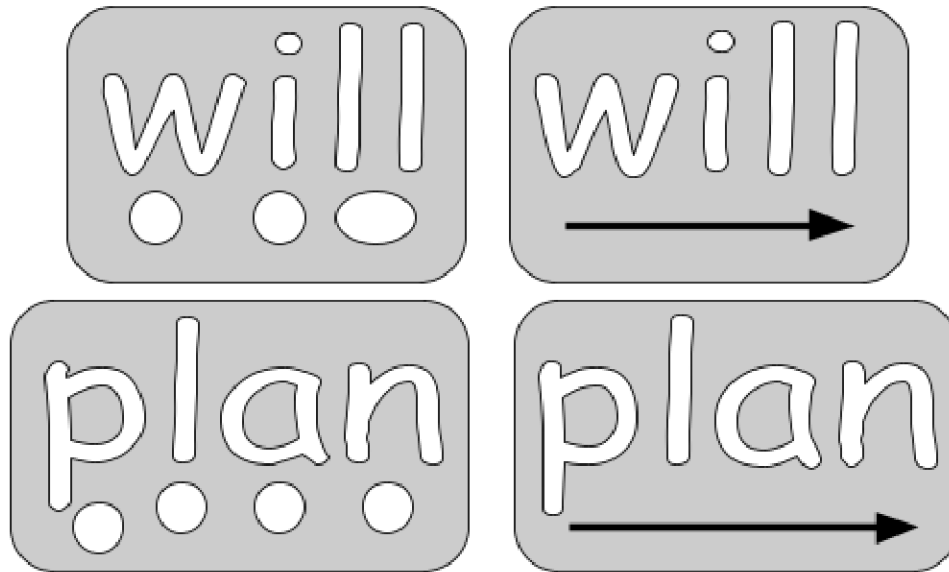
Complete the maze by following the word **you**. Help the hotdog get to the ketchup.

	you	yum	put	plum	Put	Jen	
wad	yet	you	you	you	you	you	
man				you	you	you	
cat	an	pan		you	yam	pen	pan
bot	pan			you	peg	yet	put
ban	pot	rot	pig	you			
wad	beg	bot	big	you	put	egg	bet
the	you	you	you	your		pig	
yet	you	you	you	you	you	you	
						You	you

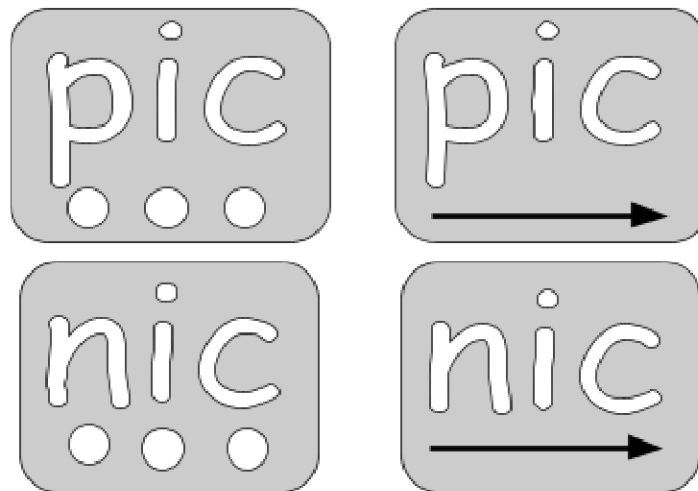


Name: _____


Touch each dot and say the sound the letter(s) represent. Then, touching the arrow, put the sounds together to sound out the word.



Sound out these two nonsense words.



When you put these nonsense words together, it creates a real word. Sound out the word.



How many syllables are in the word **picnic**?

Animal Stories Book 3: I Will Get You

Extra Practice Post-Reading Worksheets

Name: _____

Read the following silly sentences.

"I will get you a cat!" said Cam.

"I do not want a cat," said Pam.

"I will get you a dress!" said Cam.

"I do not want a dress," said Pam.

"I will get you a ball!" said Cam.

"I do not want a ball. I want a hug!" said Pam.



Thank you openclipart.org for the wonderful clipart!